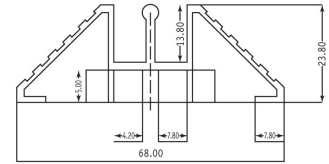


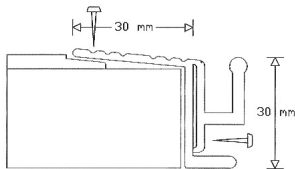
# Phantom Screens

## Tread No. 5

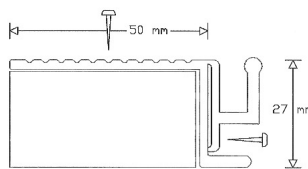
This system is used when all other options are exhausted. It is mounted flush on a timber, tile, slate or concrete surface. It has a height of 25 mm and is 68 mm wide. The No. 5 tread is shaped like a speed hump so that it does not pose a tripping hazard.



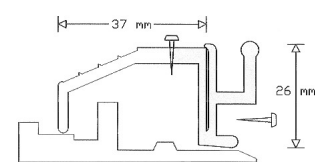
## Combination of Treads and Standard Track



**No 1** tread has a raised section for carpets, lino, etc



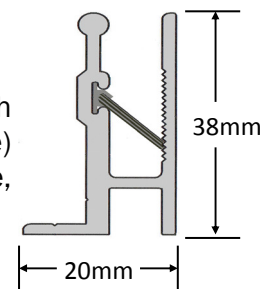
**No 2** tread is ideal for a flush fit



**No 3** tread suits many applications, in particular patio sliders, etc

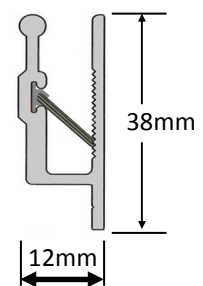
## Tread No. 6

The #6 tread is standard with the 60mm housing but can still be used with our 45mm housing when openings under 3 metres (1.5 metres for a single) are susceptible to windy conditions as the #6 tread is fitted with a brush pile, making it blow-out proof.



## Tread No. 7

The #7 tread has been introduced for face fix installations in the same design style as the standard track and is also fitted with a brush pile like the #6 tread.



**PHANTOM**<sup>®</sup>  
S C R E E N S